BLACKSTONE MINERALS

Looking forward. Mining green.

ASX ANNOUNCEMENT | 31 January 2022 | ASX: BSX

Quarterly Report for the Period Ending 31 December 2021

Highlights

Ta Khoa Project

Upstream Business Unit (UBU)

- Mineral Resource update completed, with the global Ta Khoa estimate increasing 73% to 485kt of Nickel (571kt Nickel Equivalent (NiEQ)) (refer ASX announcement 23 December 2021)
  - Ban Phuc Disseminated Sulfide (DSS) resource upgrade
  - Maiden Inferred Resource estimates for the Ban Khoa DSS deposit, and the Ban Chang & King Snake Massive Sulfide Vein (MSV) deposits.

- Pre-feasibility Study (PFS) for the Ta Khoa Nickel Project (TKNP) progressed - due for completion in the coming weeks
  - Ban Phuc DSS deposit to provide base load supply to an 8Mtpa concentrator being examined in the TKNP PFS.

- Outside of the reported Mineral Resource Update, additional resource definition drilling continued at Ban Chang, King Snake and Ban Khoa.

Downstream Business Unit (DBU)

- Tier 1 consultants Wood and ALS awarded contracts for the Ta Khoa Refinery (TKR) Definitive Feasibility Study (DFS) and Pilot Plant Phase 1 respectively

- Recommencement of mining activities at Ta Khoa
  - Underground mining commenced to deliver bulk sample material from the Ban Phuc DSS deposit
  - Bulk sample ore to feed the recently recommissioned Ban Phuc Nickel Concentrator (BPNC)
  - Concentrate sample produced from the BPNC will be used across Pilot Plant Phases 1 & 2, along with external feed sources, to generate Mixed Hydroxide Precipitate (MHP) and Nickel:Cobalt:Manganese (NCM) Precursor product.

Corporate

- Blackstone (or the Company) completed a ~$60m capital raising (before costs) via a two-tranche placement to sophisticated and institutional investors ($55m) and via an oversubscribed ($5.3m) Share Purchase Plan (SPP) offered to existing shareholders

- Joint exploration venture with Vietnamese Government for the advancement of the Chim Van target, a highly prospective body located 10km from the Ban Phuc DSS
- Strategic investment (~6.85%) in Flying Nickel Mining Corp., providing exposure to the Minago Nickel Sulfide Project in Manitoba
- In November, Blackstone published its Inaugural Sustainability Report
- Blackstone partners with Circulor to implement product traceability from mining to electric vehicle (EV) end user
- Cash balance of $60m at end of quarter.

Blackstone Minerals' Managing Director Scott Williamson said:

"During the December quarter the Company made important steps to demonstrate increased scale, confidence and relevance for the Ta Khoa Nickel Project. A tremendous amount of drilling has been incorporated into a resource that will underpin our ongoing Pre-feasibility Study, which will demonstrate to investors the economic value of our upstream business as part of the Company's overall integrated business strategy."

"During the quarter, strong support for Blackstone's strategy was reflected by a capital injection of $60m, backed by some of the world's leading investment managers. Having engaged world renowned experts in Wood and ALS to progress studies and testwork, Blackstone continues to take steps to technically and financially de-risk the Ta Khoa Project. Strong macroeconomic tail winds persist, and through our commitment to our values and vision Blackstone is in a strong position to be a leader in the movement towards electrification of transportation and energy storage"

Ta Khoa Project Snapshot

Blackstone Minerals Ltd (ASX: BSX / OTCQB: BLSTF / FRA: B9S) is focused on building an integrated upstream and downstream processing business in Vietnam that produces NCM Precursor products for Asia's growing Lithium-ion battery industry.

The Company owns a 90% interest in the TKNP. The TKNP is located 160km west of Hanoi in the Son La Province of Vietnam (refer Figure 1) and includes an existing modern nickel mine built to Australian standards, which is currently under care and maintenance. The Ban Phuc nickel mine successfully operated as a mechanised underground nickel mine from 2013 to 2016.

Blackstone's TKNP and Ta Khoa Refinery (TKR) form two major cogs in Blackstone's vertically integrated development strategy to produce NCM 811 precursor for the growing lithium-ion battery industry. The strategy is underpinned by Blackstone's ability to secure nickel concentrate and Ta Khoa is emerging as a nickel sulfide district of enviable scale with several exploration targets yet to be tested.

In July 2021, the Company completed a PFS for its downstream business the TKR, which considered refining capacity of 400ktpa, with feedstock provided from a combination of concentrate from the TKNP and third-party feed sources (3PF). In the coming weeks Blackstone will present a PFS for the TKNP. The TKNP PFS is intended to demonstrate the economic integration of Blackstone's upstream and downstream business units.

Suite 3, Level 3, 24 Outram Street, West Perth, Western Australia WA 6005 | PO BOX 1175, West Perth, WA 6872
T +61 8 9425 5217 | **F** +61 8 6500 9982 | **E** admin@blackstoneminerals.com.au | **blackstoneminerals.com.au**

Figure 1. Ta Khoa Nickel Project Location

Upstream Business Unit

Ta Khoa Mineral Resource Update

In December 2021, Blackstone presented a mineral resource update for its 90% owned TKNP in northern Vietnam. The report comprised a mineral resource upgrade for the Ban Phuc DSS deposit, and maiden resource estimates for the Ban Khoa DSS deposit; and the Ban Chang and King Snake MSV deposits (refer Figure 2).

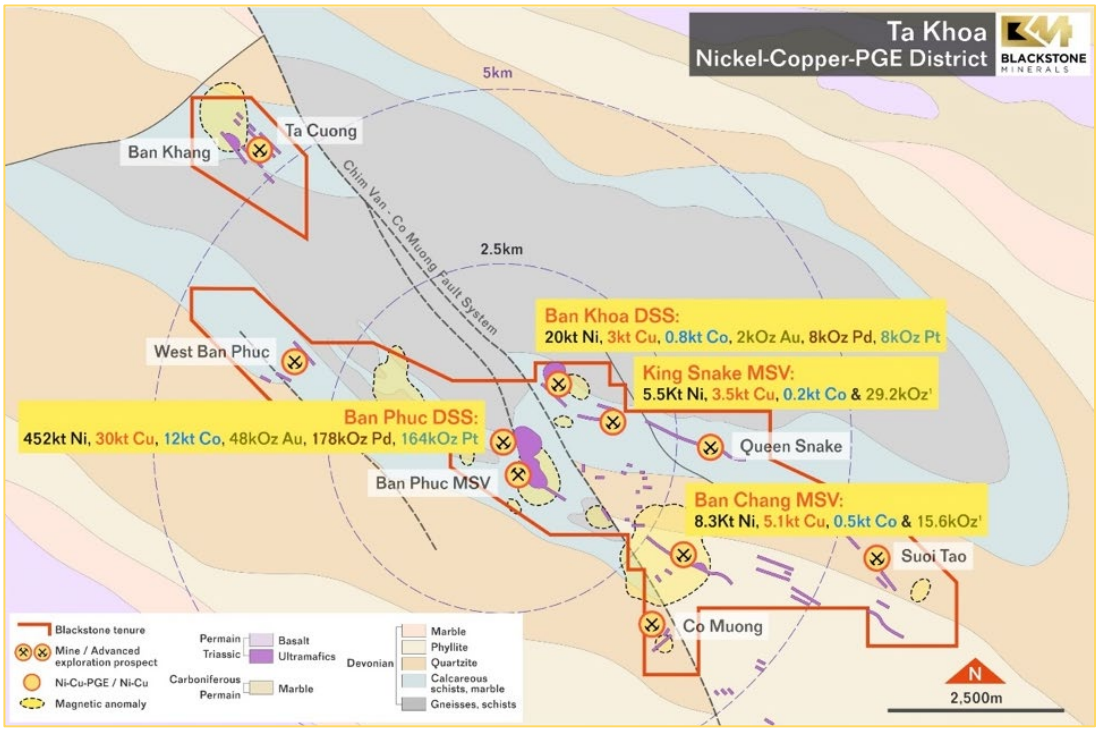

Figure 2. Ta Khoa Mineral Resource Summary ([1] *Platinum (Pt) + Palladium (Pd) + Gold (Au)*)

Suite 3, Level 3, 24 Outram Street, West Perth, Western Australia WA 6005 | PO BOX 1175, West Perth, WA 6872
T +61 8 9425 5217 | **F** +61 8 6500 9982 | **E** admin@blackstoneminerals.com.au | **blackstoneminerals.com.au**

Highlights from the TKNP Mineral Resource Update (refer ASX announcement 23 December 2021)

Ban Phuc (updated):

- 123Mt at 0.37% Ni for 452kt of Nickel (or 0.43% NiEQ for 523kt NiEQ)
  - Increased from 58.7Mt at 0.48% Ni for 280kt of Nickel (June 2020)

- 102Mt at 0.38% Ni (0.44% NiEQ) is in the Indicated category and 21Mt at 0.33% Ni (0.37% NiEQ) is in the Inferred category

- The Ban Phuc Mineral Resource is reported using a 0.25% Ni cut-off grade for the sulfide component and 0.3% Ni cut-off grade for the oxide and transitional component (previously 0.30% Ni universally) (refer Figure 3)

- Updated resource expected to underpin higher throughputs, with a large 8Mtpa concentrator now being adopted as the base case in the Company's upcoming TKNP PFS

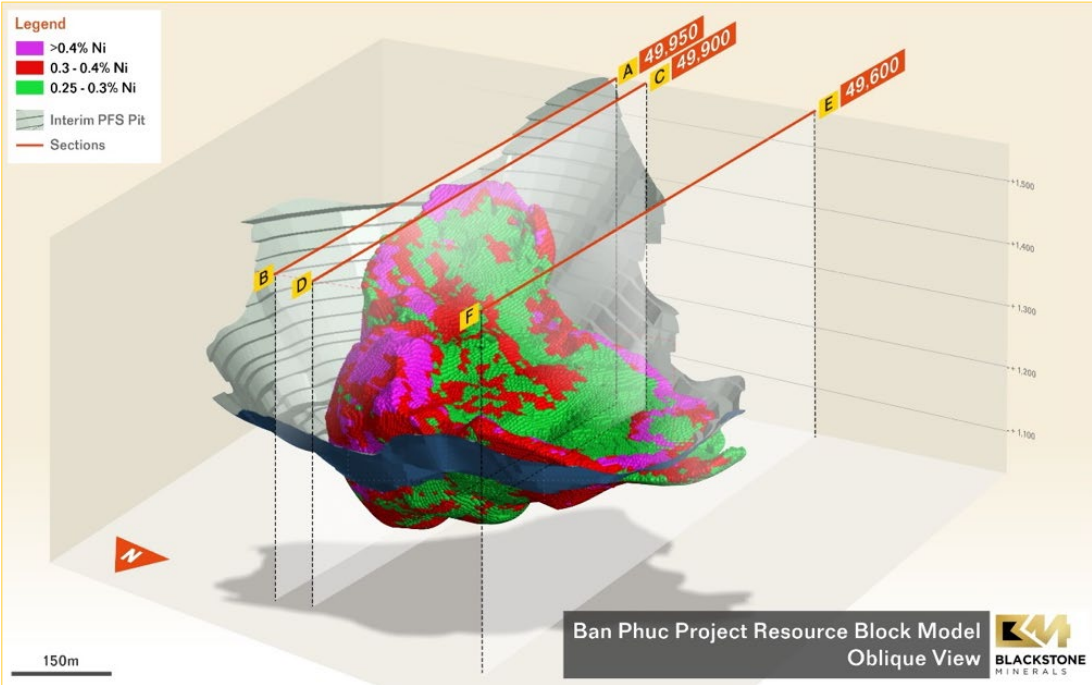

Figure 3. Ban Phuc DSS Resource Block Model Oblique View

Maiden Inferred Resourced for Ban Chang, King Snake and Ban Khoa

Ban Khoa DSS of 6.2 Mt at 9.31% Ni:

- Ban Khoa has potential to increase operational flexibility due to the mineralisation containing high sulfur content

- The Ban Khoa Mineral Resource is reported using a 0.25% Ni cut-off grade for the sulfide component and 0.3% Ni for the oxide and transitional (refer Figure 4)

Suite 3, Level 3, 24 Outram Street, West Perth, Western Australia WA 6005 | PO BOX 1175, West Perth, WA 6872
T +61 8 9425 5217 | F +61 8 6500 9982 | E admin@blackstoneminerals.com.au | blackstoneminerals.com.au

- Preliminary mining studies have indicated there is the potential for an open pit mine

- Additional resource definition drilling was conducted at Ban Khoa during the Dec'21 quarter and is ongoing.

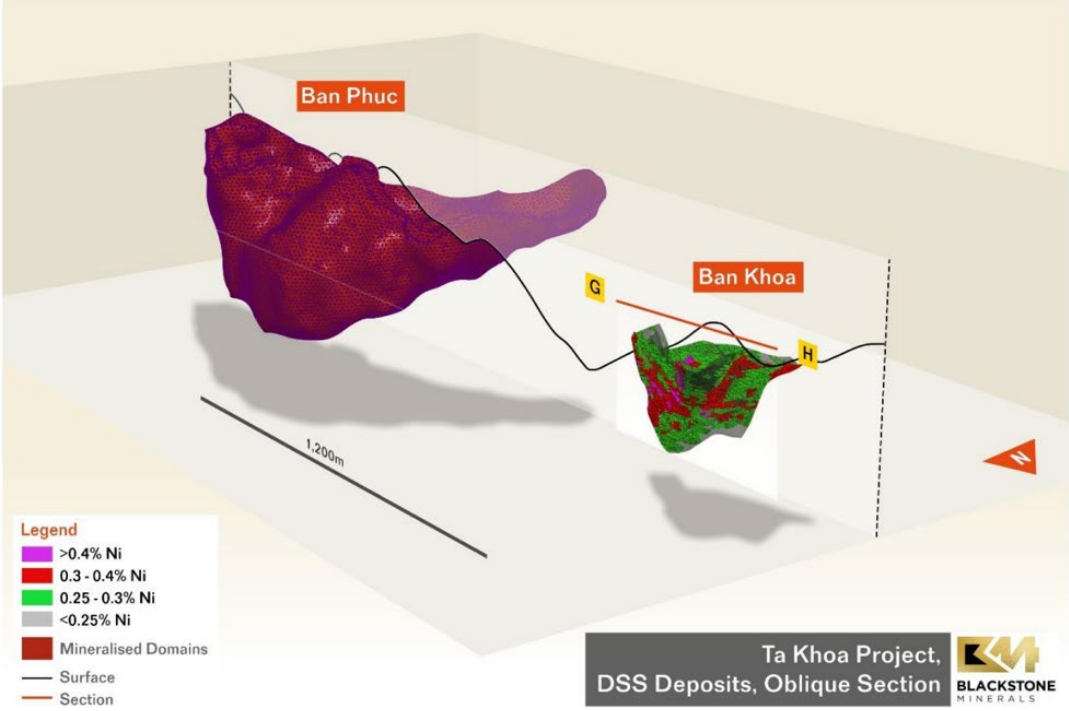

Figure 4. Ban Khoa Inferred Resource (Ni%) and Ban Phuc Displayed

Ban Chang of 0.70Mt at 1.2% Ni (2.0% of NiEQ) and King Snake of 0.43Mt at 1.3% Ni (2.4% NiEQ):

- Higher grade MSV resources are intended to be developed as underground mines and will provide supplementary feed to the large 8 Mtpa concentrator which is the focus of the upcoming TKNP PFS

- Both MSV resources are reported using a 0.7% Ni cut-off grade (refer Figures 5, 6 & 7)

- Additional test work is being performed to confirm metallurgical recovery of blended Ta Khoa ore

- In addition to primary nickel content, the Ban Chang and King Snake deposits feature strong copper, cobalt, gold, palladium, and platinum by-product credits

Suite 3, Level 3, 24 Outram Street, West Perth, Western Australia WA 6005 | PO BOX 1175, West Perth, WA 6872
T +61 8 9425 5217 | **F** +61 8 6500 9982 | **E** admin@blackstoneminerals.com.au | **blackstoneminerals.com.au**

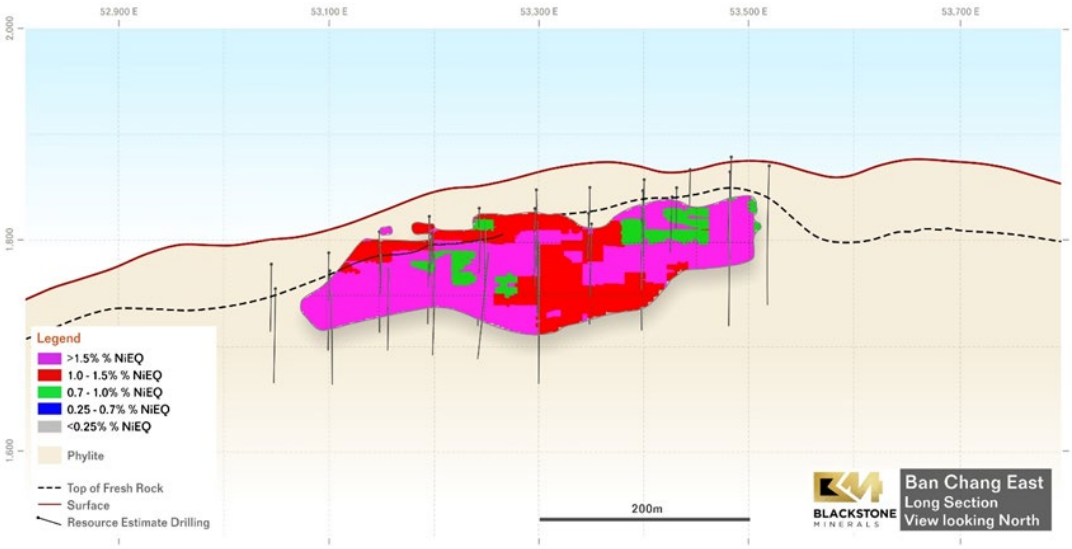

Figure 5. Ban Chang East, Resource Model Long Section

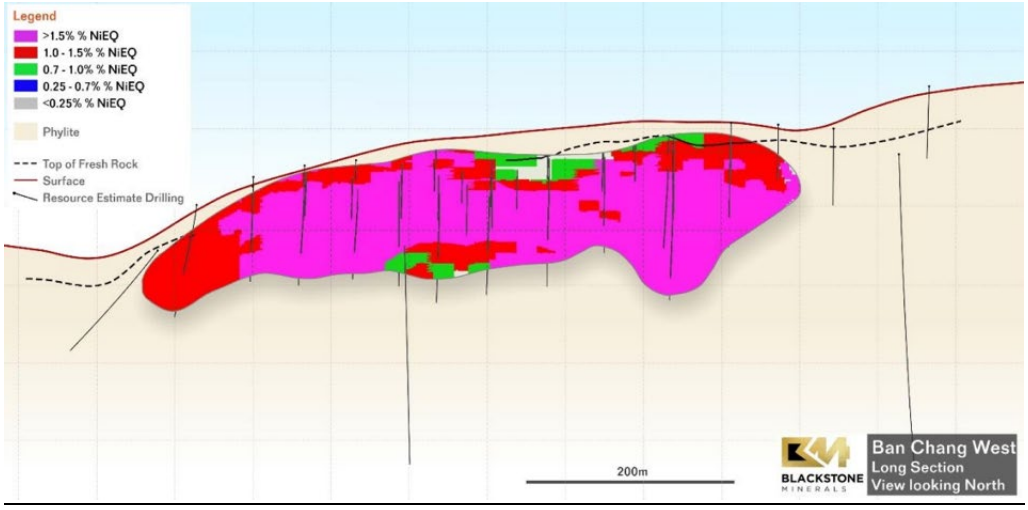

Figure 6. Ban Chang West, Resource Model Long Section

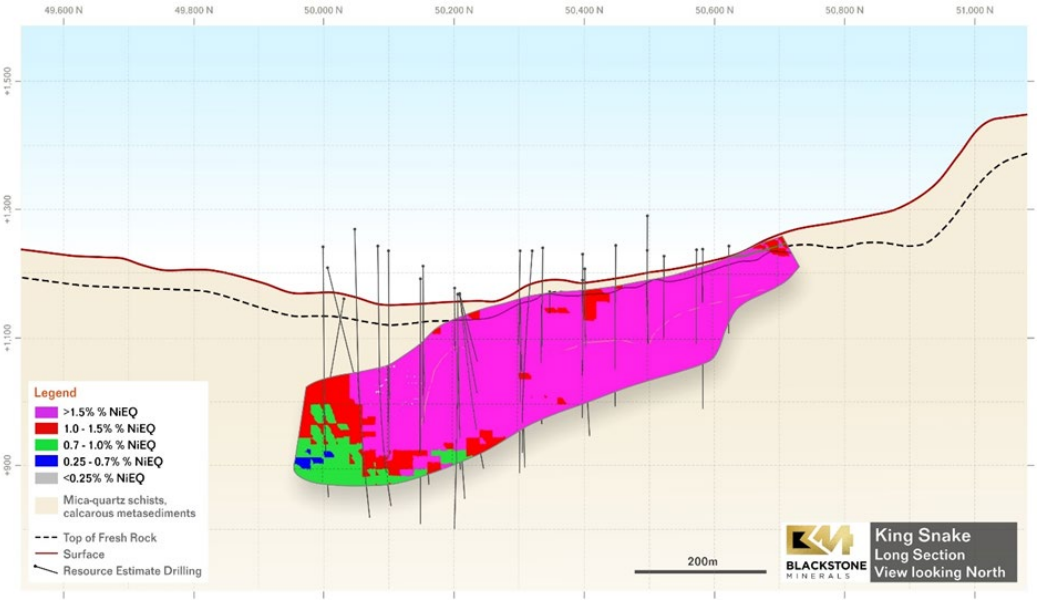

Figure 7. King Snake, Resource Model Long Section

Suite 3, Level 3, 24 Outram Street, West Perth, Western Australia WA 6005 | PO BOX 1175, West Perth, WA 6872
T +61 8 9425 5217 | **F** +61 8 6500 9982 | **E** admin@blackstoneminerals.com.au | **blackstoneminerals.com.au**

Ta Khoa Downstream Business Unit

Tier 1 Consultants Engaged to Advance the Ta Khoa Refinery

Hydrometallurgical experts Wood awarded contract for the Ta Khoa Refinery DFS:

- Wood is recognised in the industry as a leading hydrometallurgical group with vast experience in the project delivery of pressure oxidation (POX) technology
    - Çöpler Gold process plant, Turkey (2019) – Engineering, Procurement, Construction & Management (EPCM) of a 5,000t/day refractory gold sulfide through POX (project value ~$US750m)
    - Other relevant hydrometallurgical projects include Macraes, Anglo Platinum's Rustenburg Base Metal Refinery, Chelopech, Corrego do Sitio, Cawse, Ravensthorpe, Niqueldo Vermelho and Kansanshi

- Wood has experience delivering throughout South-East Asia, and with offices in Vietnam and Thailand will ensure compliance with regulations in Vietnam

- Wood provides full life-cycle engineering services from scoping studies through to DFS and extending to project execution.

ALS to Lead Pilot Plant Phase 1, Perth, Western Australia:

The phase 1 pilot program is being completed by ALS in Perth, Western Australia (refer Figure 8). ALS is a global leader in metallurgical testing and has been selected based on completing numerous hydrometallurgical piloting campaigns similar to the one required for the TKR.

The pilot campaign will treat approximately 10t's of Ban Phuc disseminated sulfide concentrate, and 10t's of concentrate sourced from third party feed suppliers. The resulting 20t's of concentrate feed will average 10% nickel and will be fed through the following campaigns:

- Campaign 1 – MHP production, four trials
    - Trial 1: 25% Ban Phuc / 75% Third Party Blend
    - Trial 2: 50% Ban Phuc / 50% Third Party Blend
    - Trial 3: 75% Ban Phuc / 25% Third Party Blend
    - Trial 4: Optimum Blend

- Campaign 2 – NCM Production, two trials

- Resulting Products
    - 1t MHP
    - 1.5t NCM811

Suite 3, Level 3, 24 Outram Street, West Perth, Western Australia WA 6005 | PO BOX 1175, West Perth, WA 6872
T +61 8 9425 5217 | **F** +61 8 6500 9982 | **E** admin@blackstoneminerals.com.au | **blackstoneminerals.com.au**



Figure 8. Autoclave for Pilot Plant Phase 1

Pilot Plant Phase 2, Son La, Vietnam:

Blackstone is in early discussions with EPCM Contractors for the development of the Phase 2 Pilot Plant (PP2) following the success of the capital raising. PP2 will be built to a 1:25 scale version of a single Ta Khoa Refinery train and will process 1t per hour of concentrate. PP2 will be used to generate commercial quantities of NCM for alignment with customer specifications and for further de-risking of the commercial plant development plan.

Recommencement of Mining Activities at Ta Khoa

Blackstone recommenced mining activities at Ta Khoa in December 2021. The purpose of recommencing mining includes:

- Completing ~1,000m of development through the Ban Phuc DSS to generate nickel ore representative of the life of mine plant feed (refer Figure 10)
- Recommission the BPNC to produce two batches of Nickel Concentrate for use in the TKR piloting programs.
- Deliver the first batch of concentrate to Perth for treatment by ALS laboratories in the first phase piloting program (PP1).
- Process and store the second batch for use in the second phase pilot plant which will be built in Son La in 2022

Blackstone has refurbished the Ban Phuc concentrator over the last six months. The crushing circuit was recommissioned in November 2021, with ore commissioning planned for the mill and flotation circuit in January 2022 (refer Figure 9).

Suite 3, Level 3, 24 Outram Street, West Perth, Western Australia WA 6005 | PO BOX 1175, West Perth, WA 6872
T +61 8 9425 5217 | **F** +61 8 6500 9982 | **E** admin@blackstoneminerals.com.au | **blackstoneminerals.com.au**

Figure 9. Recommissioned Ban Phuc Crushing Circuit

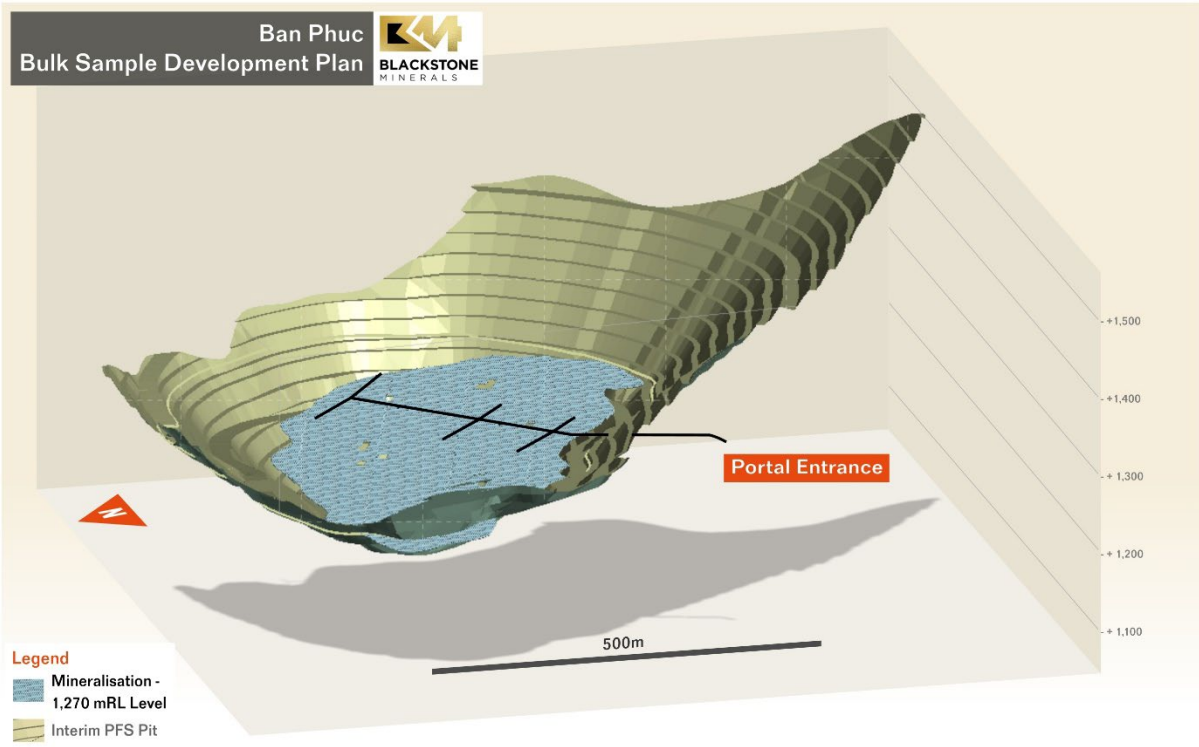

Figure 10. Planned Exploration Drive

Collaboration with the Vietnamese Government

In October, Blackstone announced it would collaborate with the Vietnamese Government to identify new nickel opportunities outside its Ta Khoa Ni-Cu-PGE district tenement holdings in northern Vietnam.

Blackstone's 90%-owned subsidiary BPNM will work in collaboration with the General Department of Geology & Minerals of Vietnam (GDGMV), initially conducting new

Suite 3, Level 3, 24 Outram Street, West Perth, Western Australia WA 6005 | PO BOX 1175, West Perth, WA 6872
T +61 8 9425 5217 | **F** +61 8 6500 9982 | **E** admin@blackstoneminerals.com.au | **blackstoneminerals.com.au**

geophysics exploration to advance the Chim Van target, a highly prospective nickel target, located approximately 10km from the Company's large Ban Phuc open pit deposit.

Highlights of the Chim Van joint exploration exercise include:

- BPNM to cooperate with GDGMV on the exploration of the highly prospective Chim Van project
- BPNM to provide technical expertise and equipment to support GDGMV's effort at demonstrating the prospectivity of the target
- Following work completed by GDGMV, BPNM intends to apply for exploration licence over the project
- The project is located ~10km from the Ban Phuc Nickel Mine
- Chim Van features a large magnetic anomaly which may reflect the presence of an ultramafic-mafic intrusion an order of magnitude larger than the Ban Phuc ultramafic intrusion (refer Figure 11)

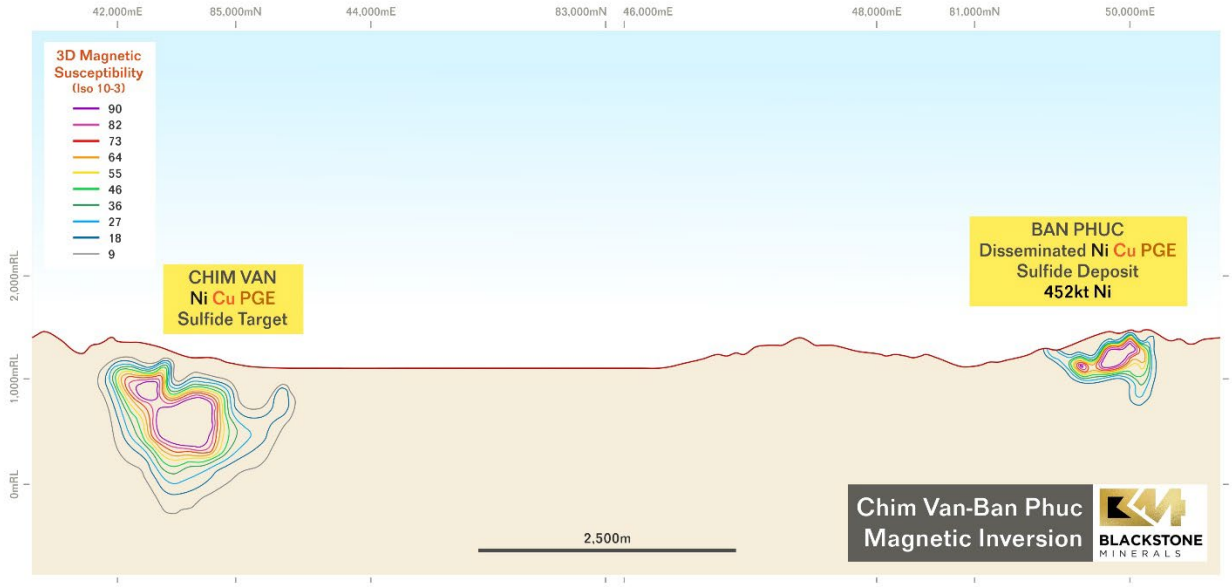

Figure 11. Chim Van magnetic anomaly juxtaposed against the Ban Phuc Deposit (Long section projection – to scale)

Historical geological mapping and sampling indicates the presence of Ni and Cu mineralised mafic-ultramafic dykes in the Chim Van area. Preliminary geophysical, geological, and geochemical interpretation suggests the presence of an extensive mafic-ultramafic dyke swarm adjacent to the Chim Van magnetic anomaly of similar style to the nearby Ban Phuc – Ban Chang, Ban Khoa – King Snake and Ta Cuong intrusive centres.

Strategic Investments

Flying Nickel Mining Corp.

Suite 3, Level 3, 24 Outram Street, West Perth, Western Australia WA 6005 | PO BOX 1175, West Perth, WA 6872
T +61 8 9425 5217 | F +61 8 6500 9982 | E admin@blackstoneminerals.com.au | blackstoneminerals.com.au

In November, Blackstone made a strategic investment in Flying Nickel Mining Corp. (Flying Nickel), a subsidiary of Vancouver based Silver Elephant Mining Corp. (TSX: ELEF / OTCQX: SILEF) in Canada (refer ASX announcement 22 November 2021).

Flying Nickel intends to list on the TSX Ventures Exchange (TSX-V) in early 2022 with its core asset, the Minago Nickel Sulfide Project located southwest of Thompson in Manitoba, Canada.

Minago is an advanced stage development asset with district scale exploration potential and excellent access to infrastructure including renewable hydropower. Blackstone's initial investment of C$2.98m will earn a 6.85% interest in the common equity of Flying Nickel (Equity Investment).

Blackstone and Flying Nickel have also entered a Memorandum of Understanding (MOU) that will see collaboration on the production of upstream and downstream nickel and cobalt concentrates and chemical products, potential offtake and / or joint ventures to meet demand from the growing electric vehicle battery industry.

Other Projects

Significant Cu, Ni & Co intersected from first drill hole at Jewel, British Columbia

In November, Blackstone announced drilling activities had recommenced at the Gold Bridge Project, formerly the Little Gem - BC Cobalt Project. The Gold Bridge Project is located 180 km north of Vancouver in British Columbia, Canada.

The drilling program completed in the Dec'21 quarter built on initial exploration success at the Little Gem prospect and involved a detailed 3D Pole-Dipole Induced Polarisation (3D IP) and Resistivity Survey. An analysis of IP survey data and regional soil, rock chip and stream sediment samples has resulted in the identification of multiple large-scale sulfide bearing targets, with the Jewel prospect being high priority.

The first drill-hole targeting a large IP anomaly at the Jewel Prospect intersected sulfide mineralisation:

- Large Induced Polarisation (IP) anomalies at the Jewel Prospect occur over a strike length of approximately 2 km (refer Figure 12)
- Drill hole JWD21-01, the first drill hole at the Jewel prospect intersected massive Cu-Ni-Co sulfarsenide vein mineralisation (refer Figure 13)
- Within the mineralised intersection from drill hole JWD21-01, significant copper, nickel and cobalt has been confirmed by portable XRF (pXRF)
- Further drilling will target extensions of the mineralisation discovered in JWD21-01
- Assay results (including assay results for gold) are expected Q1/CY22.

Suite 3, Level 3, 24 Outram Street, West Perth, Western Australia WA 6005 | PO BOX 1175, West Perth, WA 6872
T +61 8 9425 5217 | F +61 8 6500 9982 | E admin@blackstoneminerals.com.au | blackstoneminerals.com.au

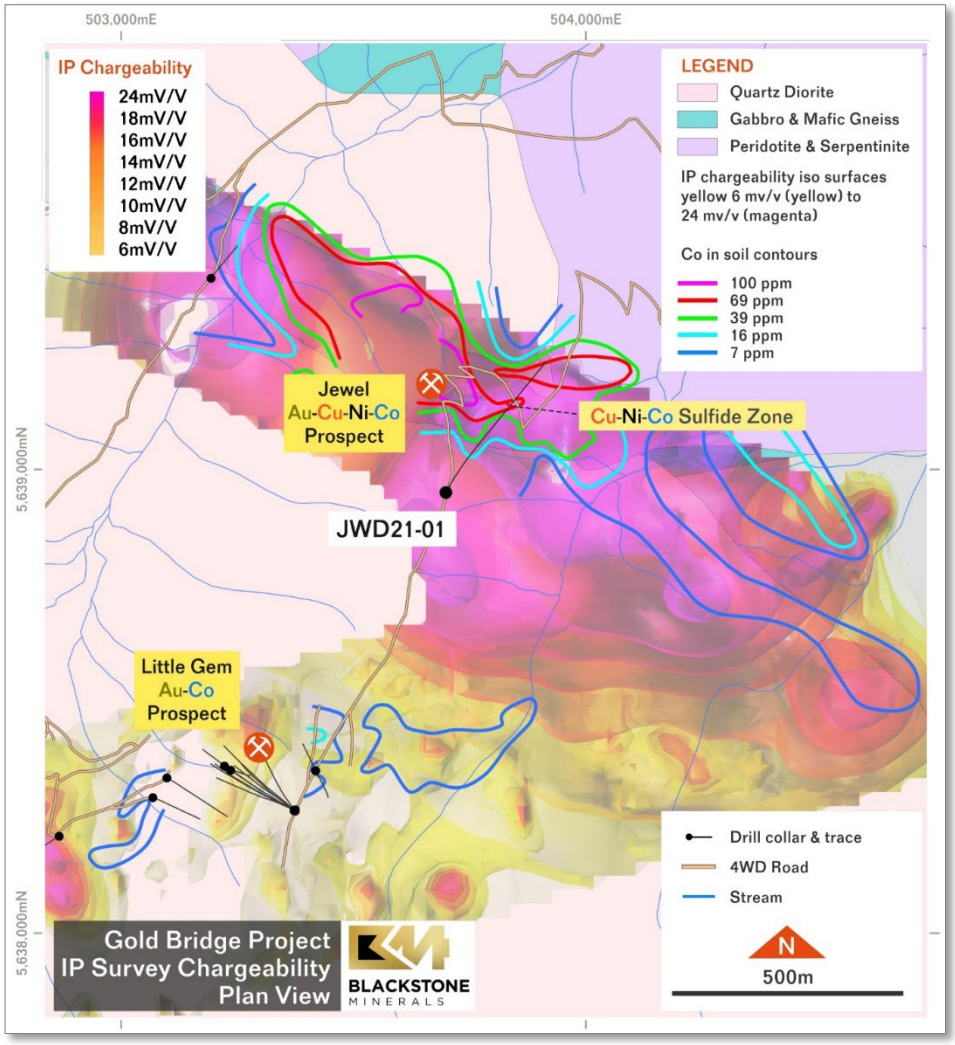

Figure 12. IP Survey Chargeability, Gold Bridge Project

Figure 13. Core from drill hole JWD21-01 showing Cu-Ni-Co sulfarsenide mineralisation

Suite 3, Level 3, 24 Outram Street, West Perth, Western Australia WA 6005 | PO BOX 1175, West Perth, WA 6872
T +61 8 9425 5217 | **F** +61 8 6500 9982 | **E** admin@blackstoneminerals.com.au | **blackstoneminerals.com.au**

Corporate

Capital Raising

In November 2021, Blackstone engaged in a placement to raise ~$55 million at $0.58 per share. The placement was completed over two tranches (refer ASX announcements 10 November 2021 & 23 December 2021) and was backed by some of the world's leading investment managers. Shaw & Partners Limited, Evolution Capital & PAC Partners acted as Joint Lead Managers to the placement.

In conjunction with the placement, a SPP was extended to existing shareholders and closed oversubscribed. A total of 9,137,788 shares were issued at $0.58 per share to raise ~$5.3 million. Funds raised from the placement and SPP will be applied primarily towards the construction and commissioning of PP2 in Vietnam.

Other corporate matters include:

- $8,459,000 on exploration activities (refer to Item 1.2(a) of Appendix 5B), relating to ongoing exploration, upstream and downstream activities at its Ta Khoa Nickel-Copper-PGE Project. Full details of exploration activity during the quarter are set out in this report (ASX Listing Rule 5.3.1);

- No substantive costs incurred on mining and development activities during the quarter (ASX Listing Rule 5.3.2); and

- $190,000 of payments made to related parties or their associates (refer to Item 6.1 of Appendix 5B) including (ASX Listing Rule 5.3.5):
    - Directors' fees, salaries, superannuation, and consulting fees of $188,000; and
    - Office recharges and share service charges of $1,600 to related entities of which the directors directly do not receive a financial benefit and are on an arm's length basis.

Authorised by the Managing Director on behalf of the Board of Blackstone Minerals Limited.

Ends.

Scott Williamson
Managing Director

For more information, please contact

Scott Williamson
Managing Director
+61 8 9425 5217
scott@blackstoneminerals.com.au

Dhanu Anandarasa
Manager Corporate Development
+61 8 9425 5217
dhanu@blackstoneminerals.com.au

Patrick Chang
Head of Corporate Development
+61 8 9425 5217
patrick@blackstoneminerals.com.

Competent Person Statement

Estimation and Reporting of Mineral Resources

The information in this report which relates Mineral Resources for the Ban Phuc, Ban Khoa, Ban Chang and King Snake Mineral Resources is based on the ASX Announcement dated 23 December 2021 *Ta Khoa Mineral Resource Update found on our website at www.blackstoneminerals.com.au*, and fairly represents, information compiled by Mr. Kahan Mit-hat Cervoj. Mr Cervoj is a full-time employee of Optiro Pty Ltd, consulting to Blackstone Minerals Limited, and is a Member of Australian Institute of Mining and Metallurgy.

The Company confirms that all material assumptions and technical parameters underpinning the Minerals Resource and estimate referred to within previous ASX announcements continue to apply and have not materially changed since last reported. The Company is not aware of any new information or data that materially affects the information included in this announcement.

The Company confirms that the form and context in which the Competent Person's findings are presented have not been materially modified.

Sampling Techniques and Data, and the Reporting of Exploration Results

The information in this report that relates to Exploration Results and Exploration Targets is based on information compiled by Mr Chris Ramsay, Manager of Resource Geology for the Company and a Member of The Australasian Institute of Mining and Metallurgy. Mr Chris Ramsay has sufficient experience which is relevant to the style of mineralisation and type of deposits under consideration and to the activity which he is undertaking to qualify as a Competent Person as defined in the 2012 Edition of the 'Australasian Code for Reporting of Exploration Results, Mineral Resources and Ore Reserves'. Mr Chris Ramsay consents to the inclusion in the report of the matters based on his information in the form and context in which it appears.

Forward Looking Statements

This report contains certain forward-looking statements. The words "expect", "forecast", "should", "projected", "could", "may", "predict", "plan", "will" and other similar expressions are intended to identify forward looking statements. Indications of, and guidance on, future earnings, cash flow costs and financial position and performance are also forward-looking statements. Forward looking statements, opinions and estimates included in this announcement are based on assumptions and contingencies subject to change without notice, as are statements about market and industry trends, and based on interpretations of current market conditions. Forward looking statements are provided as a general guide only and should not be relied on as a guarantee of future performance. Forward looking statements may be affected by a range of variables that could cause actual results or trends to differ materially. These variations, if materially adverse, may affect the timing or the feasibility of the development of the Ta Khoa Nickel Project.

The project development schedule assumes the completion of the Ta Khoa Refinery (TKR) Definitive Feasibility Study (DFS) by the end of Q3 2022. The Ta Khoa Nickel Project (TKNP) PFS is expected to be delivered in February 2022. The TKNP DFS will follow thereafter and

Suite 3, Level 3, 24 Outram Street, West Perth, Western Australia WA 6005 | PO BOX 1175, West Perth, WA 6872
T +61 8 9425 5217 | **F** +61 8 6500 9982 | **E** admin@blackstoneminerals.com.au | **blackstoneminerals.com.au**

is expected to be complete by the end of H1, 2023. Development approvals and investment permits will be sought from the relevant Vietnamese authorities concurrent to studies being completed. Delays in any one of these key activities could result in a delay to the commencement of construction (planned for early 2023). This could lead on to a delay to first production, currently planned for 2024. It is expected that the Company's stakeholder and community engagement programs will reduce the risk of project delays. Please note these dates are indicative only.

Appendix One| Tenements
Mining tenements held at the end of December 2021 quarter

Project	Location	Tenement	Interest at December 2021
Gold Bridge	British Columbia, Canada	501174, 502808	100%
	British Columbia, Canada	503409, 564599	100%
	British Columbia, Canada	573344, 796483	100%
	British Columbia, Canada	844114, 1020030	100%
	British Columbia, Canada	1047915, 1055449	100%
	British Columbia, Canada	1046246, 1046253	100%
	British Columbia, Canada	1050797, 1052563	100%
	British Columbia, Canada	1052564, 1052989	100%
	British Columbia, Canada	1052990, 1052991	100%
	British Columbia, Canada	1052992, 1052993	100%
	British Columbia, Canada	1055836, 1055837	100%
	British Columbia, Canada	1055838, 1055839	100%
	British Columbia, Canada	1055840, 1055859	100%
	British Columbia, Canada	1055860, 1055861	100%
	British Columbia, Canada	1055862, 1055863	100%
	British Columbia, Canada	1055864, 1052630	100%
	British Columbia, Canada	1052893, 1065892	100%
Twilight Ni-Cu	Labrador, Canada	026822M, 025183M, 025744M, 019447M, 019456M, 026615M, 033850M, 033849M, 033848M, 033851M	0%[1]
Ta Khoa	Vietnam	ML 1211/GPKT-BTNMT	90%
		and 522 G/P	90%

Note 1: held under option agreement with Big Land Exploration Ltd to earn up to 100% interest in the project.

Mining tenements acquired and disposed during the December 2021 quarter

Project	Location	Tenement	Interest at beginning of Quarter	Interest at end of Quarter
Mining tenements relinquished				
Nil				
Mining tenements acquired				
Nil				

Suite 3, Level 3, 24 Outram Street, West Perth, Western Australia WA 6005 | PO BOX 1175, West Perth, WA 6872
T +61 8 9425 5217 | F +61 8 6500 9982 | E admin@blackstoneminerals.com.au | blackstoneminerals.com.au

Beneficial percentage interests in joint venture agreements at the end of the quarter

Project	Location	Tenement	Interest at end of quarter
Nil			

Beneficial percentage interests in farm-in or farm-out agreements acquired or disposed of during the quarter

Project	Location	Tenement	Interest at beginning of quarter	Interest at end of quarter
Mining tenements relinquished				
Nil				
Mining tenements acquired				
Twilight Ni-Cu Project	Labrador, Canada	026822M, 025183M, 025744M, 019447M, 019456M, 026615M, 033850M, 033849M, 033848M, 033851M	0%[1]	0%[1]

Note 1: held under option agreement with Big Land Exploration Ltd to earn up to 100% interest in the project.

Suite 3, Level 3, 24 Outram Street, West Perth, Western Australia WA 6005 | PO BOX 1175, West Perth, WA 6872
T +61 8 9425 5217 | **F** +61 8 6500 9982 | **E** admin@blackstoneminerals.com.au | **blackstoneminerals.com.au**

Appendix 5B

Mining exploration entity or oil and gas exploration entity quarterly cash flow report

Name of entity

Blackstone Minerals Limited

ABN	Quarter ended ("current quarter")
96 614 534 226	31 December 2021

Consolidated statement of cash flows		Current quarter $A'000	Year to date (6 months) $A'000
1.	**Cash flows from operating activities**		
1.1	Receipts from customers	-	-
1.2	Payments for		
	(a) exploration & evaluation	(8,459)	(12,138)
	(b) development	-	-
	(c) production	-	-
	(d) staff costs	(598)	(1,101)
	(e) administration and corporate costs	(273)	(700)
1.3	Dividends received (see note 3)	-	-
1.4	Interest received	3	15
1.5	Interest and other costs of finance paid	-	-
1.6	Income taxes paid	-	-
1.7	Government grants and tax incentives	-	-
1.8	Other (provide details if material)		
1.9	**Net cash from / (used in) operating activities**	**(9,327)**	**(13,924)**

2.	**Cash flows from investing activities**		
2.1	Payments to acquire or for:		
	(a) entities	-	-
	(b) tenements	(70)	(70)
	(c) property, plant and equipment	(21)	(28)
	(d) exploration & evaluation	-	-
	(e) investments	(6,027)	(6,027)
	(f) other non-current assets	(43)	(43)

Consolidated statement of cash flows		Current quarter $A'000	Year to date (6 months) $A'000
2.2	Proceeds from the disposal of:		
	(a) entities	-	-
	(b) tenements	-	-
	(c) property, plant and equipment	-	-
	(d) investments	-	-
	(e) other non-current assets	-	-
2.3	Cash flows from loans to other entities	-	-
2.4	Dividends received (see note 3)	-	-
2.5	Other (provide details if material)	-	-
2.6	**Net cash from / (used in) investing activities**	**(6,161)**	**(6,168)**

3.	**Cash flows from financing activities**		
3.1	Proceeds from issues of equity securities (excluding convertible debt securities)	64,700	68,415
3.2	Proceeds from issue of convertible debt securities	-	-
3.3	Proceeds from exercise of options	903	904
3.4	Transaction costs related to issues of equity securities or convertible debt securities	(3,441)	(3,442)
3.5	Proceeds from borrowings	-	-
3.6	Repayment of borrowings	-	-
3.7	Transaction costs related to loans and borrowings	-	-
3.8	Dividends paid	-	-
3.9	Other (provide details if material)	-	-
3.10	**Net cash from / (used in) financing activities**	**62,162**	**65,877**

4.	**Net increase / (decrease) in cash and cash equivalents for the period**		
4.1	Cash and cash equivalents at beginning of period	13,483	14,360
4.2	Net cash from / (used in) operating activities (item 1.9 above)	(9,327)	(13,924)
4.3	Net cash from / (used in) investing activities (item 2.6 above)	(6,161)	(6,168)
4.4	Net cash from / (used in) financing activities (item 3.10 above)	62,162	65,877

Consolidated statement of cash flows		Current quarter $A'000	Year to date (6 months) $A'000
4.5	Effect of movement in exchange rates on cash held	(1)	11
4.6	**Cash and cash equivalents at end of period**	**60,156**	**60,156**

5.	**Reconciliation of cash and cash equivalents** at the end of the quarter (as shown in the consolidated statement of cash flows) to the related items in the accounts	**Current quarter $A'000**	**Previous quarter $A'000**
5.1	Bank balances	60,156	**13,483**
5.2	Call deposits	-	-
5.3	Bank overdrafts	-	-
5.4	Other (provide details)	-	-
5.5	**Cash and cash equivalents at end of quarter (should equal item 4.6 above)**	**60,156**	**13,483**

6.	**Payments to related parties of the entity and their associates**	**Current quarter $A'000**
6.1	Aggregate amount of payments to related parties and their associates included in item 1	190
6.2	Aggregate amount of payments to related parties and their associates included in item 2	-

Note: if any amounts are shown in items 6.1 or 6.2, your quarterly activity report must include a description of, and an explanation for, such payments.

7.	**Financing facilities** *Note: the term "facility' includes all forms of financing arrangements available to the entity.* *Add notes as necessary for an understanding of the sources of finance available to the entity.*	**Total facility amount at quarter end $A'000**	**Amount drawn at quarter end $A'000**
7.1	Loan facilities	-	-
7.2	Credit standby arrangements	-	-
7.3	Other (please specify)	-	-
7.4	**Total financing facilities**	-	-
7.5	**Unused financing facilities available at quarter end**		-
7.6	Include in the box below a description of each facility above, including the lender, interest rate, maturity date and whether it is secured or unsecured. If any additional financing facilities have been entered into or are proposed to be entered into after quarter end, include a note providing details of those facilities as well.		

8.	**Estimated cash available for future operating activities**	**$A'000**
8.1	Net cash from / (used in) operating activities (item 1.9)	(9,327)
8.2	(Payments for exploration & evaluation classified as investing activities) (item 2.1(d))	-
8.3	Total relevant outgoings (item 8.1 + item 8.2)	(9,327)
8.4	Cash and cash equivalents at quarter end (item 4.6)	60,156
8.5	Unused finance facilities available at quarter end (item 7.5)	-
8.6	Total available funding (item 8.4 + item 8.5)	60,156
8.7	**Estimated quarters of funding available (item 8.6 divided by item 8.3)**	6.45

Note: if the entity has reported positive relevant outgoings (ie a net cash inflow) in item 8.3, answer item 8.7 as "N/A". Otherwise, a figure for the estimated quarters of funding available must be included in item 8.7.

8.8 If item 8.7 is less than 2 quarters, please provide answers to the following questions:

8.8.1 Does the entity expect that it will continue to have the current level of net operating cash flows for the time being and, if not, why not?

Answer: N/A

8.8.2 Has the entity taken any steps, or does it propose to take any steps, to raise further cash to fund its operations and, if so, what are those steps and how likely does it believe that they will be successful?

Answer: N/A

8.8.3	Does the entity expect to be able to continue its operations and to meet its business objectives and, if so, on what basis?
Answer: N/A	

Note: where item 8.7 is less than 2 quarters, all of questions 8.8.1, 8.8.2 and 8.8.3 above must be answered.

Compliance statement

1 This statement has been prepared in accordance with accounting standards and policies which comply with Listing Rule 19.11A.

2 This statement gives a true and fair view of the matters disclosed.

Date: .....31 January 2022.....

Jamie Byrde
CFO / Company Secretary

Authorised by: .....
(Name of body or officer authorising release – see note 4)

Notes

1. This quarterly cash flow report and the accompanying activity report provide a basis for informing the market about the entity's activities for the past quarter, how they have been financed and the effect this has had on its cash position. An entity that wishes to disclose additional information over and above the minimum required under the Listing Rules is encouraged to do so.

2. If this quarterly cash flow report has been prepared in accordance with Australian Accounting Standards, the definitions in, and provisions of, *AASB 6: Exploration for and Evaluation of Mineral Resources* and *AASB 107: Statement of Cash Flows* apply to this report. If this quarterly cash flow report has been prepared in accordance with other accounting standards agreed by ASX pursuant to Listing Rule 19.11A, the corresponding equivalent standards apply to this report.

3. Dividends received may be classified either as cash flows from operating activities or cash flows from investing activities, depending on the accounting policy of the entity.

4. If this report has been authorised for release to the market by your board of directors, you can insert here: "By the board". If it has been authorised for release to the market by a committee of your board of directors, you can insert here: "By the [*name of board committee – eg Audit and Risk Committee*]". If it has been authorised for release to the market by a disclosure committee, you can insert here: "By the Disclosure Committee".

5. If this report has been authorised for release to the market by your board of directors and you wish to hold yourself out as complying with recommendation 4.2 of the ASX Corporate Governance Council's *Corporate Governance Principles and Recommendations*, the board should have received a declaration from its CEO and CFO that, in their opinion, the financial records of the entity have been properly maintained, that this report complies with the appropriate accounting standards and gives a true and fair view of the cash flows of the entity, and that their opinion has been formed on the basis of a sound system of risk management and internal control which is operating effectively.